



RISER SHELF

“Anvil’s heated shelves are easy-to-use, convenient and perfect for holding food warm before serving.”

“Units also offered without heating in each size.”

**Heated Models: RSA1100
RSA1700
RSA2300**

**Neutral Models: RSA1101
RSA1701
RSA2301**

APPLICATION

- Keeps food warm and ready to be served
- Perfect for restaurants, canteens and fast food lines
- Easy pass-through and access from kitchen
- Can be used as a plate warmer

CONSTRUCTION

- Stainless steel exterior and attractive styling
- Available in 3 sizes
- Easy to clean
- Power light to indicate when element is energised

HEATING

- Variable heat control
- Element configuration provides even heat distribution

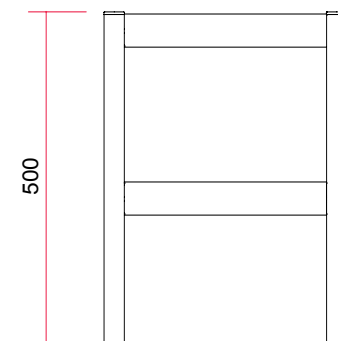




ANVIL

AXIS



ALL ANVIL EQUIPMENT COMES WITH A ONE
YEAR WARRANTY ON COMPONENTS AND
DEFECTIVE WORKMANSHIP.
www.anvilworld.com



DESCRIPTION MODEL

DESCRIPTION MODEL	RISER SHELF RSA1100 / RSA1101		RISER SHELF RSA1700 / RSA1701		RISER SHELF RSA2300 / RSA2301	
	POWER RATING (230V/50Hz)	1.5 kW	N/A	2.3 kW	N/A	2.7 kW
DIMENSIONS (mm) (W x D x H)	1060 x 390 x 500		1660 x 390 x 500		2260 x 390 x 500	
BOX DIMNS (mm) (W x D x H)	1050 x 400 x 140		1650 x 400 x 140		2250 x 400 x 140	
PACKED WEIGHT (kg)	4.5 kg	12.5 kg	20. kg	18. kg	30. kg	28. kg

**Model: RSA1100 / 1101
RSA1700 / 1701
RSA2300 / 2301**

NOTE: When viewing the appliance from the front in it's usual operating position, the width (W) of the product is the total distance from left to right; the depth (D) of the product is the total distance from the front to the back; the height (H) is the total distance from the bottom of the product to the top.

 **ANVIL**

AXIS

Note: Output performance figures quoted are dependant on various factors

Anvil reserves the right, without notice, to make changes and revisions to product specifications, materials and design, which in our opinion, will provide better performance, durability and efficiency.